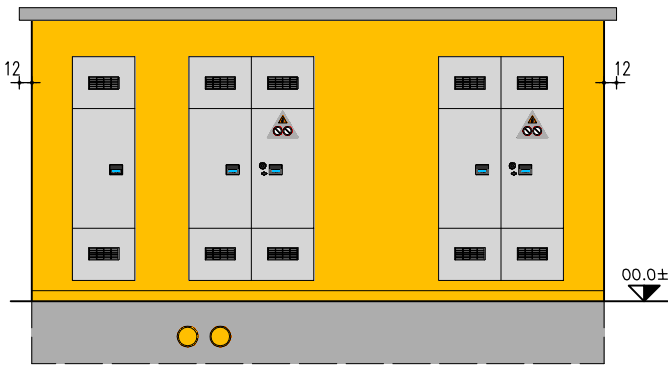
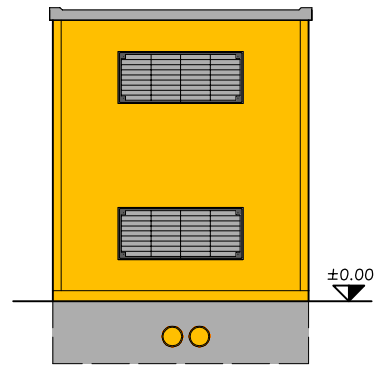


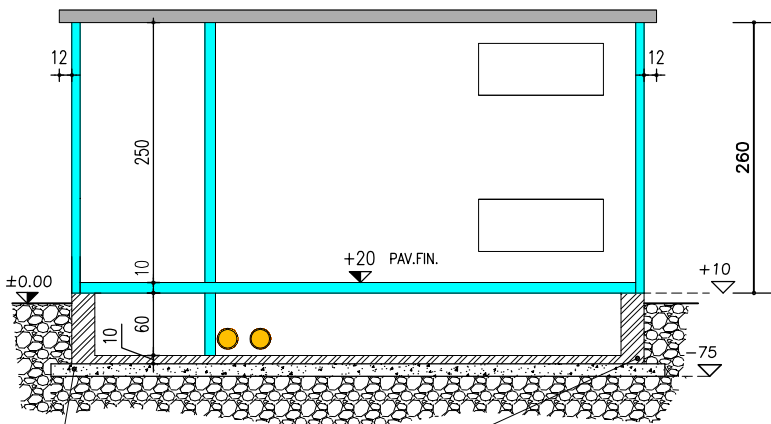
PIANTA CABINA



PROSPETTO A



PROSPETTO B

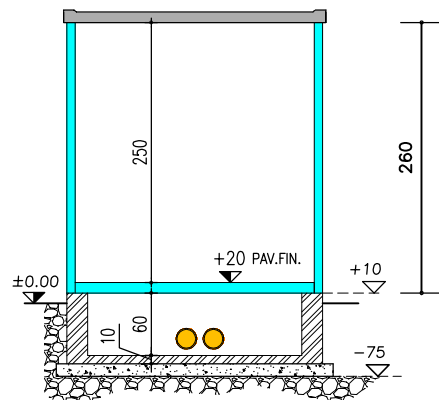


VASCA PREFABBRICATA
a N/s cura

SOTTOFONDO DI MAGRONE - SPESSORE 15 CM.

COMPLETO DI RETE ELETTRICATA $\phi 6$ 20x20
A CURA ED ONERE DEL COMMITTENTE (SUPERFICIE PIANA)

SEZIONE X-X



SEZIONE Y-Y

IT-C 230x530 UT+M+T