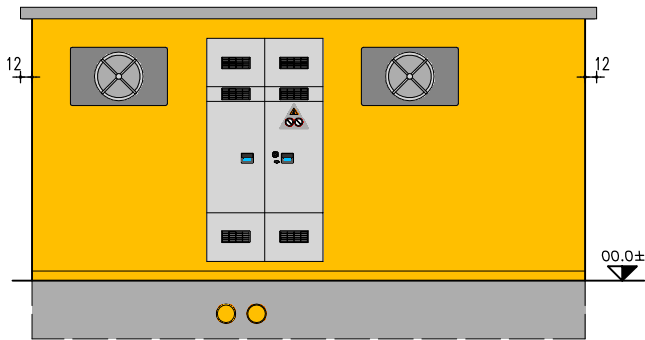
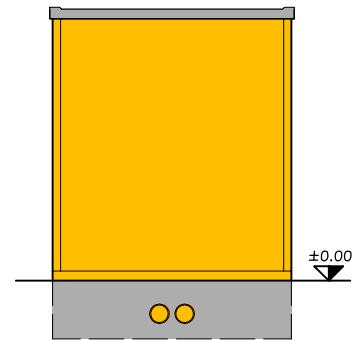


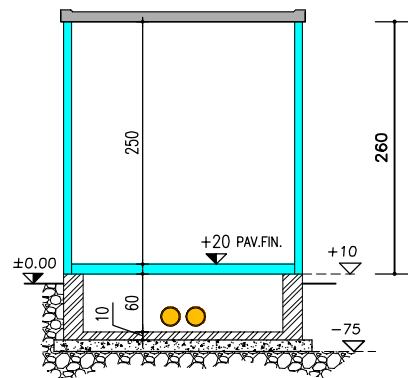
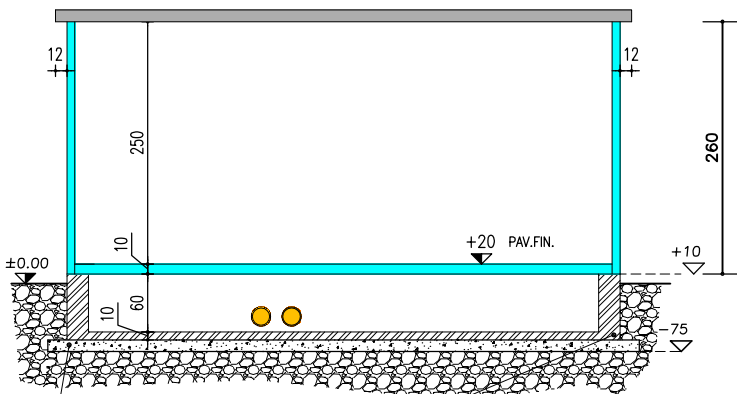
PIANTA CABINA



PROSPETTO A



PROSPETTO B



VASCA PREFABBRICATA  
a N/s cura

SOTTOFONDO DI MAGRONE - SPESSORE 15 CM.

COMPLETO DI RETE ELETTRORISALDATA Ø6 20x20  
A CURA ED ONERE DEL COMMITTENTE (SUPERFICIE PIANA)

SEZIONE X-X

SEZIONE Y-Y

IT-C 230x550 UTE