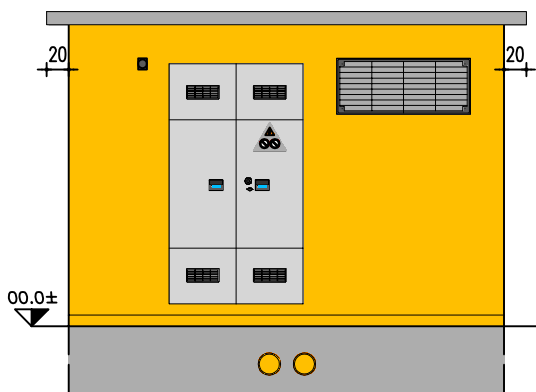



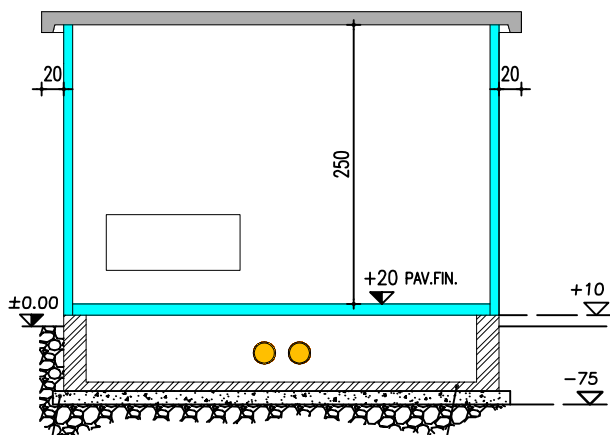
(A)
PIANTA CABINA



PROSPETTO A



PROSPETTO B

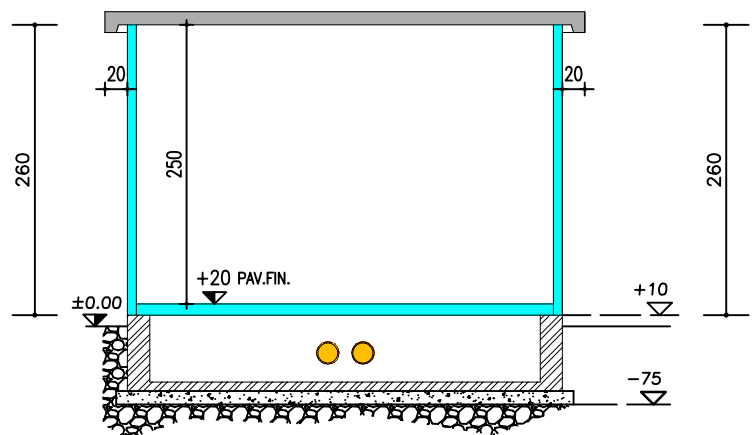


VASCA PREFABBRICATA
a N/s cura

SOTTOFONDO DI MAGRONE - SPESSORE 15 CM.

COMPLETO DI RETE ELETTRORALDATA Ø6 20x20
A CURA ED ONERE DEL COMMITTENTE (SUPERFICIE PIANA)

SEZIONE X-X



SEZIONE Y-Y

IT-C 370x370 E