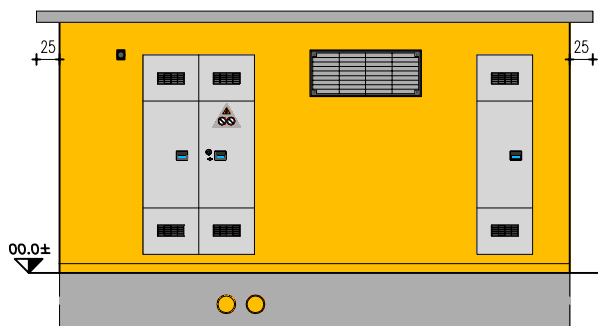



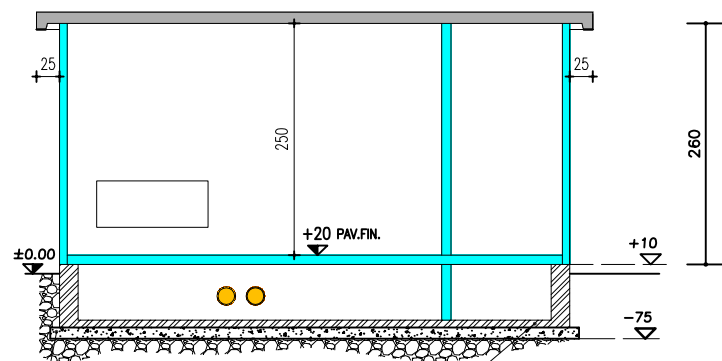
PIANTA CABINA



PROSPETTO A



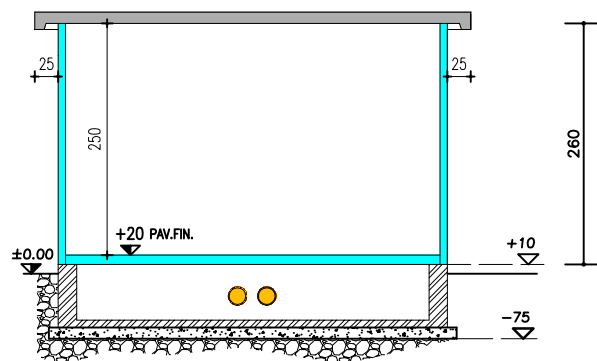
PROSPETTO B



VASCA PREFABBRICATA  
a N/s cura

SOTTOFONDO DI MAGRONE - SPESSORE 15 CM.  
COMPLETO DI RETE ELETTROSALDATA Ø6 20x20  
A CURA ED ONERE DEL COMMITTENTE (SUPERFICIE PIANA)

SEZIONE X-X



SEZIONE Y-Y

IT-C 400x530 M+E