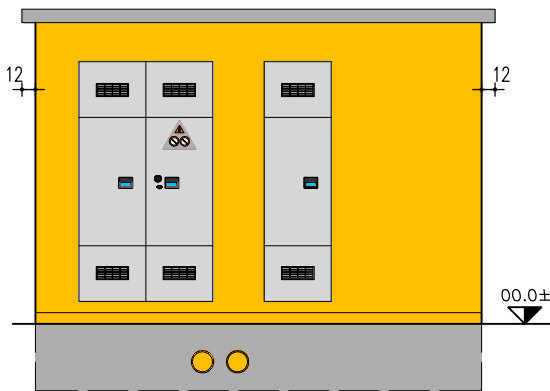
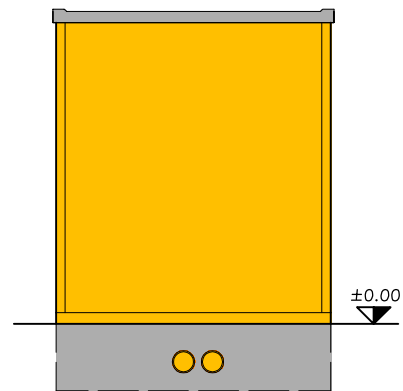


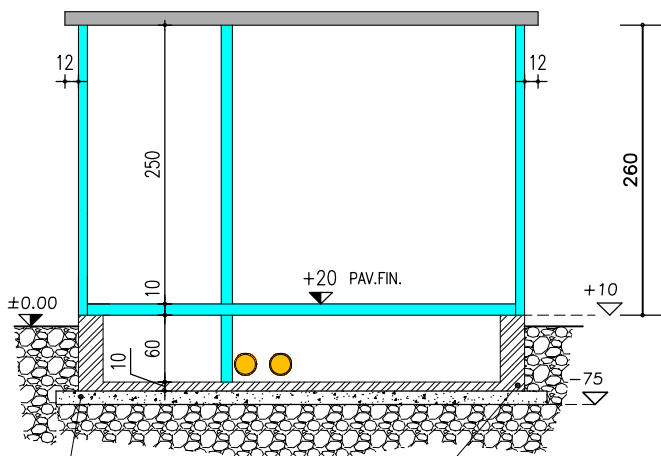
PIANTA CABINA



PROSPETTO A



PROSPETTO B

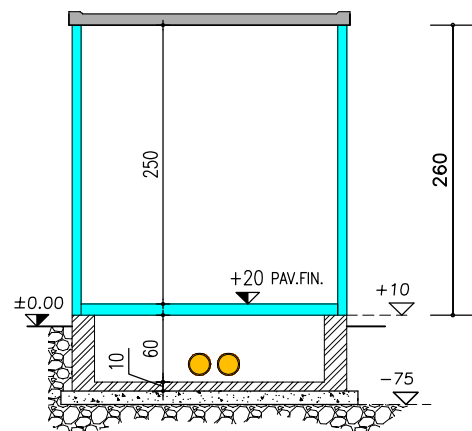


VASCA PREFABBRICATA  
a N/s cura

SOTTOFONDO DI MAGRONE - SPESSORE 15 CM.

COMPLETO DI RETE ELETTRICATA Ø6 20x20  
A CURA ED ONERE DEL COMMITTENTE (SUPERFICIE PIANA)

SEZIONE X-X



SEZIONE Y-Y

**IT-C 230x380 U+M**